

# Technical Data

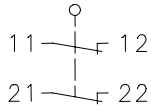
## Plastic bodied limit switch

### Series ENK - ASI

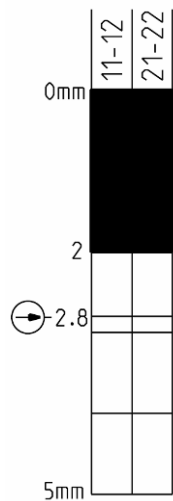
Description **ASI ENK RIW**

Article number **6073502024**

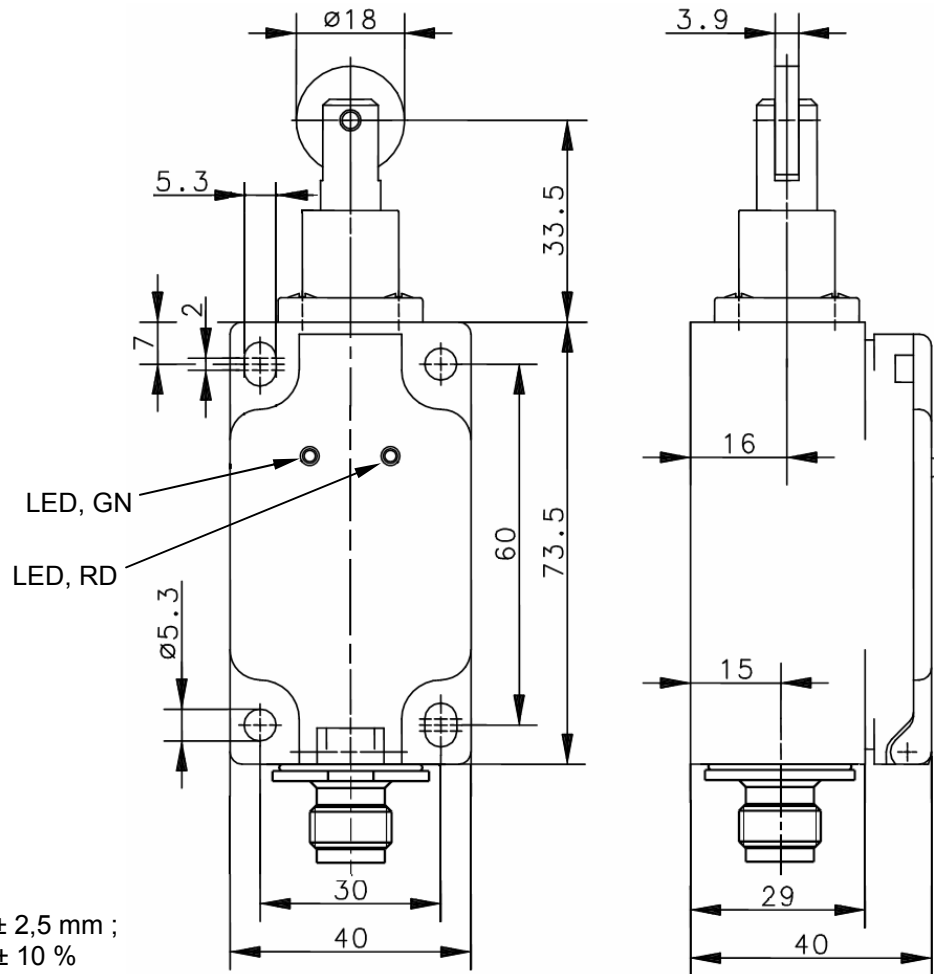
Operating symbol



Operating diagram



On   
 Off   
 Tolerance:  
 Operating point  $\pm 2,5$  mm ;  
 Operating force  $\pm 10$  %



### Electrical data

Operating voltage	U	26,5 ... 31,6 V; via AS-interface, reverse-polarity proof
Operating current	I	< 30 mA
AS-i Specifications		Profile S-0.B
		IO-Code: 0x0    ID-Code: 0xB
		ID-Code1: 0xF    ID-Code2: 0xE
AS-i Inputs		Contact 1: Date bits D0/D1 = static 00 or dynamic code transmission
		Contact 2: Date bits D2/D3 = static 00 or dynamic code transmission
Parameter bits		no function
AS-i Address		preset address: 0

This document will not become the contractual basis; the details included herein do not constitute any descriptions of expected conditions, so that warranties/claims for defects on account of possible variations of the actual qualities from the qualities described herein are explicitly excluded. All rights reserved. Specifications subject to change without notice!

Date of issue: 09.06.2011 / Page 1 of 2  
 Document : 6073502024\_en / Last update : 1 / 2366-11

# Technical Data

## Plastic bodied limit switch

Mechanical data	
Enclosure	Thermoplastic, glass fibre reinforced
Cover	Thermoplastic, glass fibre reinforced
Indication	LEDs for slave and bus state
Actuator	Lever (thermoplastic)
Ambient air temperature	-25° C ... +70° C
Contact type	2 NC (slow-action, Zb)
Mechanical life	1 x 10 <sup>6</sup> switching cycles
Switching frequency	≤ 100 / min
Assembly	4 x M5
Connection	Plug connector M12 male
Plug connection	1: AS-i +                    2: free 3: AS-i -                    4: free
Weight	≈ 0,15 kg
Installation position	operator definable
Protection type	IP65 acc. to EN 60529; DIN VDE 0470 T1

### Actuation

The actuating device is preferably started from 2 sides.

By loosening the 4 screws the actuation assembly can be rotated in 90 degree increments such that 8 actuation directions are possible.

The actuation assembly is to be again fastened to the housing using the 4 screws.

### Standards

VDE 0660 T100, DIN EN 60947-1, IEC 60947-1

VDE 0660 T200, DIN EN 60947-5-1, IEC 60947-5-1  
EN 50295, EN ISO 13849-1

### EU Conformity

acc. to EMC Directive

### Safety Classification

according 13849-1 to PL e

MTTFd = high

PFD = 2,49 \* 10<sup>-10</sup>

### Notes

The degree of protection specified (IP code) applies only to a properly closed cover and the use of an equivalent connector.