

Control enclosure CC-3000

Check list



2 deutsch english francais italiano spanisch

Customer _____ Cust. No. _____ Part No. _____

Address _____ Telephone _____ Fax _____

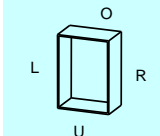
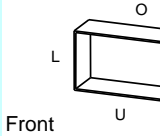
Contact _____ Department _____

Budget enquiry Target price _____ Quantity _____

Price enquiry Enquiry No. _____ Quantity per annum _____

Order KPA _____ Delivery date _____

1 **Enclosure** Standard Desk version, control enclosure Desk version, keyboard enclosure

Front  

Estimated mounted component weight: _____ kg

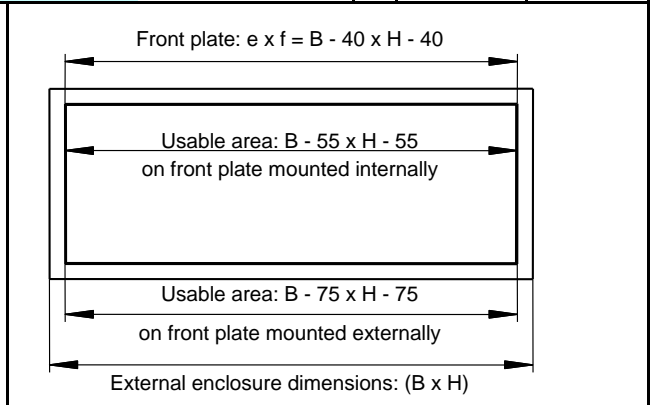
2 **Dimensions (mm)** (always based on the standard profile)

External enclosure dimensions
Width x Height (B x H): X

Front plate dimensions (e x f): X
e x f = B-40x H-40

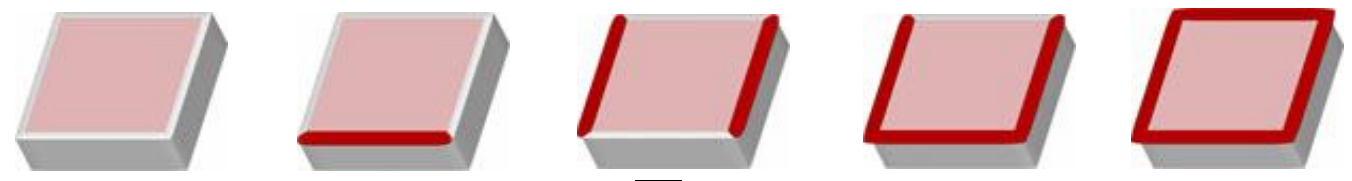
Back plate dimensions (b x h): X

Fixed back plate: b x h = B-7 x H-7
Hinged back plate: b x h = B-9 x H-9



3 **Front design (Choice of grip profiles)**

without bottom left + right left + right + bottom all 4 sides



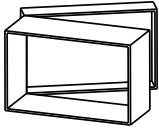
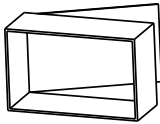
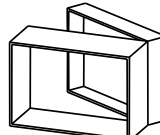
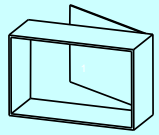
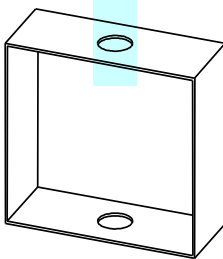
! Attention: The external enclosure dimension is increased by 16,5 mm on the side where a grip profile has been selected !

4 **Enclosure WITHOUT door profile**

Enclosure depth:	Position of front plate:		Position of back plate:	
	External depth (mm)	Usable depth (mm)	Fixed	Hinged
<input checked="" type="checkbox"/> 120 mm	<input checked="" type="checkbox"/> internal 103 mm	<input type="checkbox"/> external 111 mm	<input type="checkbox"/> Fixed	<input checked="" type="checkbox"/> with standard hinges
<input type="checkbox"/> 200 mm	<input type="checkbox"/> internal 183mm	<input type="checkbox"/> external 191 mm		<input type="checkbox"/> with back plate hinges

5 **Enclosure WITH door profile 55** * FP = Front plate BP = Back plate

Door Front	or	Door Back	* FP internal and BP internal	*FP internal and BP external	*FP external and BP internal	*FP external and BP external
			Usable depth (mm)	Usable depth (mm)	Usable depth (mm)	Usable depth (mm)
55+120 <input type="checkbox"/>	External hinges	120+55 <input type="checkbox"/>	<input type="checkbox"/> 149	<input type="checkbox"/> 157	<input type="checkbox"/>	<input type="checkbox"/> 166
55+200 <input type="checkbox"/>		200+55 <input type="checkbox"/>	<input type="checkbox"/> 229	<input type="checkbox"/> 237	<input type="checkbox"/>	<input type="checkbox"/> 246

6	Door hinged from t	<input type="checkbox"/>  Left	or	 Right	<input type="checkbox"/>  or	<input checked="" type="checkbox"/>  Right
7	Lock	Square (mm): <input type="checkbox"/> 6 <input type="checkbox"/> 7 <input checked="" type="checkbox"/> 8 (Standard) <input type="checkbox"/> Toggle without lock Triangular (mm): <input type="checkbox"/> 7 <input type="checkbox"/> 8 <input type="checkbox"/> 6,5 (CNOMO) <input type="checkbox"/> Toggle with lock Double beard (mm): <input type="checkbox"/> 3 <input type="checkbox"/> 5 <input type="checkbox"/> E1 (without key) Daimler Chrysler: <input type="checkbox"/> <input type="checkbox"/> Special lock/customer specific <input type="checkbox"/> Toggle with (without key)				
8	Front plate	<input type="checkbox"/> none <input checked="" type="checkbox"/> with	keyboard drawer <u>ab 175 mm Tiefe</u> (2HE = 89mm, 3HE = 134mm) <input type="checkbox"/> without keyboard, 0°, without lock, 2HE <input type="checkbox"/> without keyboard, 20°, without lock, 3HE <input type="checkbox"/> with keyboard, 0°, without lock, germ., PS2, 2HE <input type="checkbox"/> with keyboard, 20°, without lock, germ., PS2, 3HE <input type="checkbox"/> as customer request (description see item 14)			
9	Back plate	<input type="checkbox"/> none <input checked="" type="checkbox"/> with	<input type="checkbox"/> 19" Montageset Stück <input type="checkbox"/> Spannelemente Simatic			
10	Separating piece	<input type="checkbox"/> not mounted (Standard) Height 13 mm <input type="checkbox"/> vertical <input type="checkbox"/> mounted right <input type="checkbox"/> horizontal <input type="checkbox"/> not mounted (Standard) Quantity: <input type="text"/> <input type="checkbox"/> mounted left Quantity: <input type="text"/> <input type="checkbox"/> mounted at the bottom <input type="checkbox"/> mounted at the top				
11	Component FP	<input type="checkbox"/> none Width x Height 1. Operating plate <input type="text"/> X <input type="text"/> <input type="checkbox"/> not mounted <input type="checkbox"/> internally mounted <input type="checkbox"/> externally mounted 2. Operating plate <input type="text"/> X <input type="text"/> <input type="checkbox"/> not mounted <input type="checkbox"/> internally mounted <input type="checkbox"/> externally mounted	Article No. BP <input type="text"/> <input type="text"/>			
12	Machining for suspension system	<input type="checkbox"/> none <input checked="" type="checkbox"/> Standard machining (Flange coupling 50/ 60/SL) <input type="checkbox"/> automotive adapter <input type="checkbox"/> Swivel tilt coupling <input type="checkbox"/> WS - coupling <input type="checkbox"/> Angle adapter (Profile 200 only) <input type="checkbox"/> CS-3000/48 <input type="checkbox"/> Flange coupling 80 (Profile 200 only) <input type="checkbox"/> TS-cover O <input type="checkbox"/> TS-cover U <input type="checkbox"/> Desk attachment <input type="checkbox"/> Special machining/customer specific	<input checked="" type="checkbox"/> O Side: <input type="checkbox"/> U			
13	Paint	Standard Basic profile: <input checked="" type="checkbox"/> anodised, natural colour Dooe profile: <input type="checkbox"/> anodised, natural colour Corner pieces/End caps: <input checked="" type="checkbox"/> RAL 7016 powder coat Separating piece: <input type="checkbox"/> anodised, natural colour Front plate: <input checked="" type="checkbox"/> anodised, natural colour Article No. FP Back plate: <input checked="" type="checkbox"/> anodised, natural colour Article No. BP	Customer's specification <input type="text"/> <input type="text"/> <input type="text"/> <input type="text"/> <input type="text"/>			
14	Accessories, remarks	<input type="checkbox"/> KDL 16/4 <input type="checkbox"/> KDL 24/5 only with automotive adapter or without TS	<input type="checkbox"/> grommet 3- Stück <input type="checkbox"/> grommet 6- Stück <input type="checkbox"/> blind Stück			
<input type="checkbox"/> Attachments V K F T A V T A V		<input type="checkbox"/> No attachments				